

5

7

25

26.8% 27.0% 273.0 288.4 15.7% 20.9% 2019
26.7% 31.3% 120 121.5 120.6 2.0

"

"

"

"

2025

2000

1150

"

"

2021

86.65

61.80%

2.75

61.32%

1

2021 3

39.79%

5G

2

.6 2.1 2

" "

" "



--	--	--	--	--	--	--	--	--	--	--	--	--

--	--	--

--	--	--

--	--	--	--	--

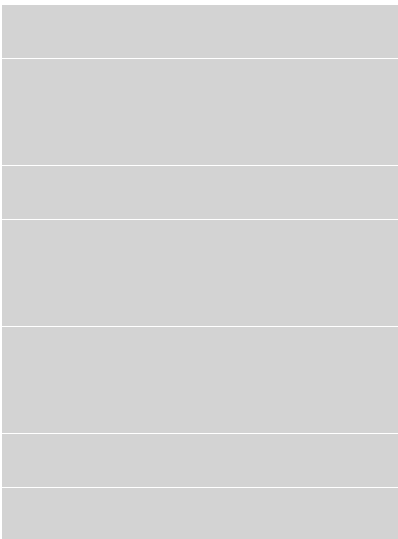



- 1.
- 2

VOCs

Shaded				Shaded	Shaded		Shaded		Shaded	Shaded	Shaded	Shaded	Shaded
Shaded				Blank									
Shaded				Blank									
Shaded				Blank									

Shaded	Shaded	Shaded	Shaded	Shaded	Shaded	Shaded	Shaded	Shaded	Shaded	Shaded	Shaded	Shaded
Shaded				Blank								
Shaded				Blank								
Shaded				Blank								







2

3

1

2

4

A.

a

b

c

B.

a

b

c

A.

B.

C.

5

" "

" " " "

" " "

" "

" " "

6

A.

/

B.

A.

B.

" "

" "

" "

" "

" "

a

b

c

d

1

2

1

2

1

2

4

5

12

12

12

12

12

A /

1

2

1

2

1

2

3

12

1

2

1

B

A.

B.

C.

D.

E.

F.

G.

H.

30

30

30

6

A.

B.

A.

B.

22 -

A.

B.

22 -

7

8

43

10

10

10

10

1

2

3

4

5

6

10

" " " " " " " "



" "

" "

" "

1

20% 20% 50%

2

A.

B.

C.

A.

B.

C.

D.

3

1

2

31

1

2

3

1

2

3

2



1

2

A.

B.

C.

D.

E.

1

A.

B.

2

A

B.

C.

D.

a

b

c

3

4

A.

B.

C.

:

1

3



A.

B.

A.

B.

2

A.

B.

A.

B.

3

A.

B.

12

2021 1 1

1

2

3

12

:

4

)

(

5

A.

B.

A.

B.

2020

1

3

4

2017 24

15%

2021 1-6 15.00%

[2009] 70

100.00%

16.50%

[2011] 70



2012 12
2015 14

< >

2011 2013 21 70.00% 15.00%

2010 12 14 " B. E. 2520(1977)" BCI

No. 1174(2)/2554 2012 2 10

" "

2020 1

1 2020 2 9 2020 2 10 2021 6 30

2015 12 15 " B. E. 2520(1977)" BCI No.

58-2621-1-00-1-0 2018 7 25

" "

2019 13 2019 1 1 2021

12 31 100.00 25.00% 20.00%

100.00 300.00 50.00% 20.00%

2

[2012] 39

" "

2016 52

4

< >

[2015] 78

30.00%

--	--	--

1

2

--	--	--	--

--	--	--

--	--	--	--

Two horizontal gray bars, each divided into two equal segments.

Six horizontal gray bars, each divided into six equal segments.

A	B					C				
	D		E		F	G		H		I
	J	K	L	M		N	O	P	Q	
R										
S	T	U	V	W	X	Y	Z	AA	AB	AC

Two horizontal gray bars, each divided into two equal segments.



1		
2		
3		
4		
5		

--	--	--

--	--	--	--	--

--	--	--

--	--	--	--	--

--	--	--



--	--	--


--	--	--	--	--

--	--	--	--	--	--	--



--	--	--	--	--	--	--	--	--





$\in \mathbb{E} - x,$



--	--	--	--	--

--	--	--

--	--	--

--	--	--

--	--	--

--	--	--

--	--	--

--	--	--

--	--	--	--	--	--


--	--	--

--	--	--

--	--	--







#

#

--	--	--	--	--

--	--	--	--

--	--	--

--	--	--

--	--	--	--	--	--	--	--	--

--	--	--


--	--	--	--	--	--	--	--	--

--	--

[Redacted]

[Redacted]

							١٥					



1

2

3

12

()

12

12

12

2021 6 30



"

"

--	--

/

--	--	--	--	--	--

/

/

--	--	--	--	--	--	--

/

--	--	--	--	--	--	--

--	--	--	--	--

--	--	--

2021 6 30

--	--	--	--

2021 7 15

--	--	--	--



1

3

2



--	--	--

--	--	--	--	--	--

--	--	--

--	--	--	--	--

--	--	--	--	--

--	--	--

--	--	--	--	--	--

--	--	--	--	--	--

2021 8 13